HOLY CHILD PUBLIC SCHOOL
CLASS – I (2021-22)
Holiday HomeWork

Summer is a time to relax, be productive and to get ahead. As important as it is to rest and enjoy, it is also important to continue to learn. You can spend your time as you wish but make sure that along with enjoying and relaxing make this summer a time to learn new things, exploring the opportunities available.

To enhance your learning, we have planned activities to keep your skills sharp and concepts clear. Use your energy and give a vent to your creativity. It will surely enhance your learning process.

Relax, enjoy, have lots of fun and come back refreshed.

Let’s Start …

- Help mother in laying the table and cleaning it.
- Take two old cups or bowls, fill one with water and other with seeds everyday and keep it outside for birds to drink and eat.
- Switch off lights and fans when not in use.
- Remember and use magic words – Please, Thank you, Sorry. Use them in your daily routine.

General Instructions:-

- Revise all the Written and Oral work done till now.
- Do one page writing in English Cursive writing book daily.
- Do one page writing in Sulekh Mala and complete till Page No. 13 only.
- Kindly inculcate reading habits and read good books you can also click on the following links:-
  https://youtu.be/NhoVs79SII8
  https://getfREADom.com/app
- Drawing:- Do Pg No. 20, 30 and 35 in drawing book with craft material available at your home and draw the pictures of Pg No. 20 and 35 in your drawing file.

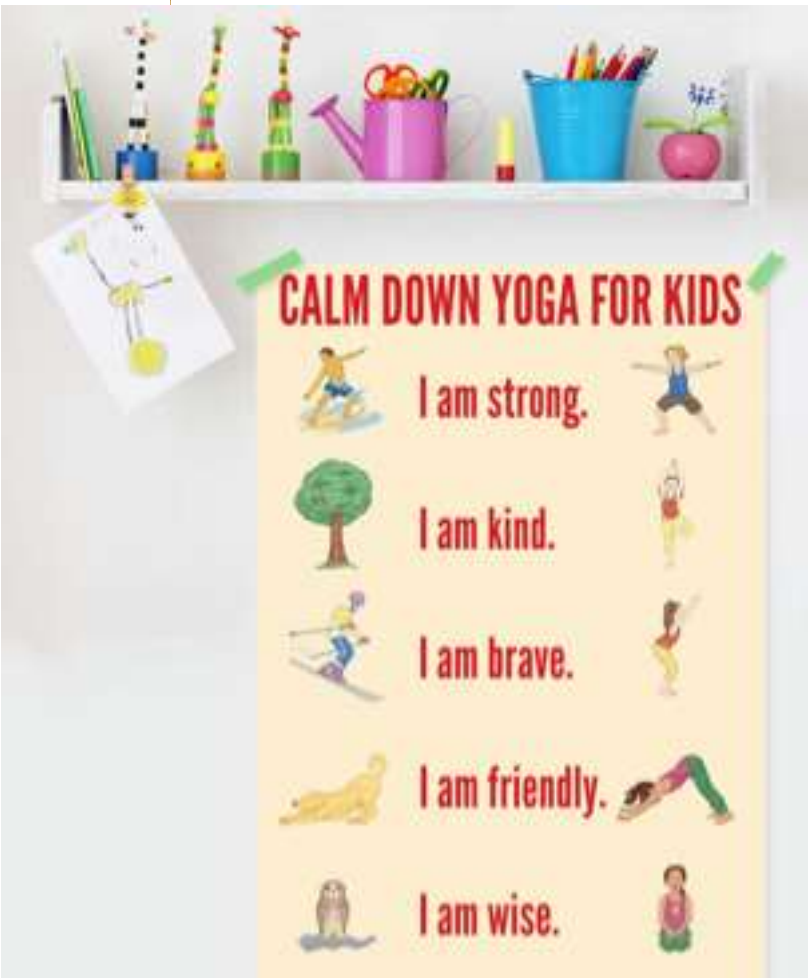

To keep you and your family members fit it's important to do yoga daily.

We celebrate YOGA DAY on 21st June so on that day all the family members should do yoga and send the pics and videos to the class teacher.



Colour this picture or make a card https://youtu.be/9EdudW3DO7E and gift it to your father on Father's Day i.e 20.06.21(Sunday).

LEARNING IS FUN

Run run run, have some fun
In completing the worksheets
One by One ...
Get ready to read, write and learn.

ENGLISH

WORKSHEET 1:-

TOPIC NOUN

NAME: _____ CLASS: I SEC: _____ DATE: _____

- **Read the words given in the box below and arrange and write them alphabetically A to Z in each of the column.**

Adil	parrot	hospital	duck	top
Chris	eraser	beach	lion	zoo
fork	supermarket	zebra	sister	Muscat
Varun	cat	brother	laptop	pillow

Person	Place	Animal	Thing

WORKSHEET 2

Look at the picture carefully and write few sentences about it.

_____

_____

_____

_____

_____

MATHS

WORKSHEET 1:-



Numbers, Number Names

Date : .....

Q.1 Fill in the missing numbers to complete the grid.

301			304		
316				320	
354		356			
389				393	

Q.2 Given below are the names of few games. Count the number of letters and write them in words .

GAMES `	NO. OF LETTERS IN EACH WORD	NUMBER NAMES
Cricket		
Basketball		
Hockey		
Chess		

WORKSHEET 2 :-

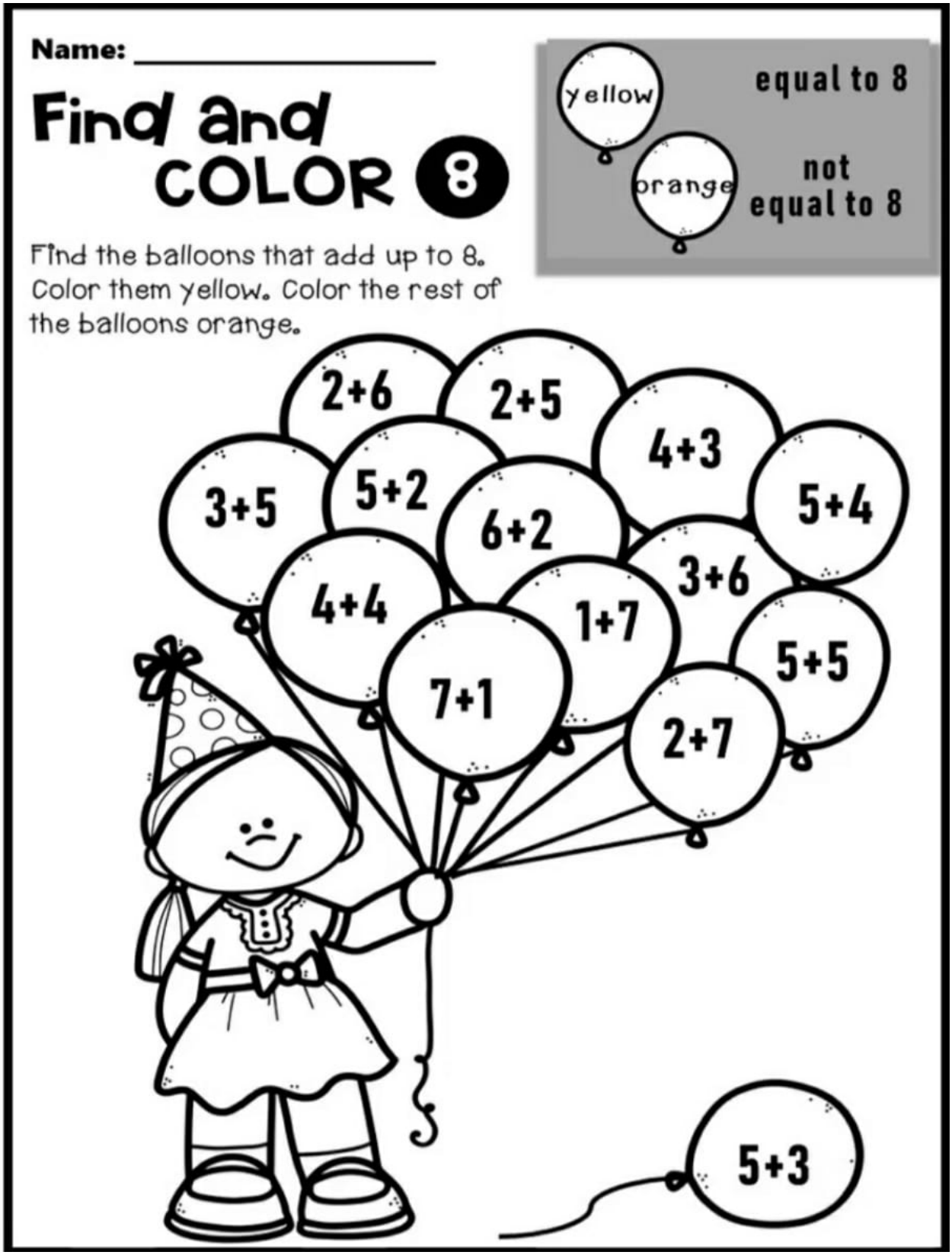
Name: _____
Find and COLOR 8
Find the balloons that add up to 8. Color them yellow. Color the rest of the balloons orange.
yellow
equal to 8
orange
not equal to 8
2+6
2+5
4+3
3+5
5+2
6+2
5+4
4+4
3+6
1+7
5+5
7+1
2+7
5+3

HINDI :-

खोज बीन

ज्ञान सागर की किताब में से
पाठ 1 से - आ, इ, ई
पाठ 2 से - उ, ऊ
पाठ 3 से - ए
मात्रा के शब्द खोज कर उन्हें नीचे दिए गए
स्थान में लिखिए :-



चित्र को ध्यान से देखकर खाली स्थान भरो।

(बकरी बादल आम पक्षी बेंच खिड़कियाँ)

- आकाश में तीन..... उड़ रहे हैं।
- चित्र में .....का एक पेड़ है।
- पेड़ के पास एक..... रखी है।
- सूरज..... के पीछे छिप गया है।
- घर में तीन नीले रंग की.....है।
- चित्र में.....घास खा रही है।

E.V.S

WORKSHEET 1

Directions: Read the sentences below. Fill in the blanks with body words. Some words may be used in more than one sentence. Some words will not be used.

nose mouth eyes ears hands
legs feet chin knee toes

I smelled the sweet scent with my _____.

He put the berry in his _____ to taste it.

My _____ were tired after running all day.

Mom dipped her _____ into the cool water.

The class clapped their _____ at the end.

Bob had cake frosting on his _____.

I opened my _____ to see the movie.

WORKSHEET 2

Grade I EVS

My Body

Write any function of the given body part:

eyes: _____

nose: _____

ears: _____

fingers: _____

mouth: _____

hand: _____

leg: _____

Did you know?
Our eyes are always the same from birth.

Meet my friends. Answer their questions.

1. I am John. I am eating. Which body part/parts am I using?

2. I am Mohan. I am skipping. Which body part/ parts am I using?

3. I am Sita. I am writing. Which body part/parts am I using?

4. I am Rohan. I am playing football. Which body part/parts am I using?

E.V.S ACTIVITY

Let's make a Family Tree.

Instructions are as follows.

- Take an old bowl and fill it with mud.
- Now fix a twig or a branch of tree on it.
- Draw and cut different colourful flowers (you can use A4 sheets / glitter sheets)
- Paste pictures of your family members on those flowers.
- You can be creative and can paste 2-3 pictures of different birds as well.

World Environment Day Activity

Let's nurture the nature so that we can have a better future. Hurray! its time to celebrate the World Environment Day on 5th June.. Even a small change can make a huge difference to our world. Are you up for the change challenge? Let's colour the given picture and make this world a beautiful place to live in and protect our environment by following the three R's – Reduce, Reuse and Recycle.

Holy Child Public School

Class II (2021- 22)
Holiday Homework

S - Social distancing
U - Use masks
M - Meditate daily
M - Minimize use of mobile
E - Empty the streets
R - Regular exercising

V - Value extra curricular activities
A - Avoid crowd
C - Clean your hands
A - Always help your parents
T - Travelling is dangerous
I - Inside the house
O - Offer help to each other
N - No to handshake

The beautiful thing about learning is that nobody can take it away from you.

Let us appreciate our wards ideas and efforts and make them feel special while performing activities .

Let us start.....

1. Look at the clock and observe the change in timings and try to read the time.

2. Clean the work area after completing the activity.

3. Revise all the portion written + oral till date.

4. Do one page daily in English and Hindi writing book.

5. To improve your reading skills read good story books or from the following link https://getfREADom.com/app in this summer vacation.

6. Do all the worksheets in fair notebook.

D/P

Send pictures of your ward doing activities in summer vacation to the class teacher.

English - Read Chapter 2 Bunny from your English Reader Book and frame 5 questions with one word answer. e.g

Q) Who met Bunny first?

Ans Molly monkey

हिंदी - अपने आपको स्वच्छ रखने के लिए आप क्या-क्या करते हैं ?

10 पंक्तियों में लिखकर बताइए।

Dance is the joy of movement and the heart of life. Dancers don't need wings to fly.

Let's rock and roll

Click meeeeee -- https://photos.app.goo.gl/soEskzrt3kUqtrbL6

Drawing is a vision on paper

- *Do page no. 24 in your drawing book.*
- *Draw the same page in your drawing file and use the pencil shaving technique (which can include color pencil shavings too)*
- *Do page no. 18 in your drawing book. Draw the same page in drawing file and colour it.*
- *Do page no. 30 in book.*

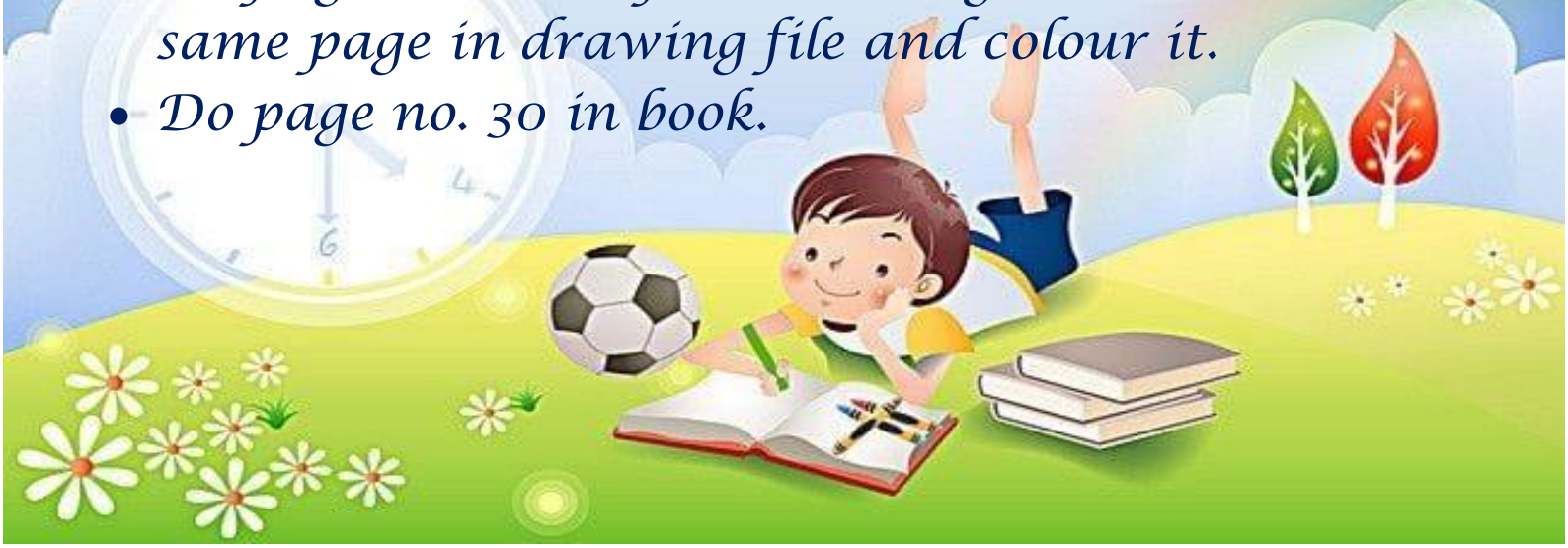

Environment Day

5th June

Let's nurture the nature so that we have a better future.

With knowledge comes power, so let's complete an assignment which will provide us the knowledge on how to plant a seed (you'll perform this activity of planting seeds with the help of your parents) to help our mother nature.

How to Plant Seeds

Directions: Using the words in the box, fill in the blanks below.

sun	water	pot	soil
seeds	hole	finger	plant

Place some _____ into a _____.

Make a _____ with your _____.

Drop some _____ into the _____.

Cover the _____ with _____.

Pour _____ into the _____.

Give your _____ lots of _____.

Wait for your new _____ to grow!

World Environment Day

My Special Day with Dad

"Father's Day Sunday,20 June 2021"

"My Dad is so special, he is strong and smart,
That is why I love him so with all my little heart!!
Happy Father's Day!!"

Let's plan a surprise for father on the occasion of Father's Day. Take help from your mother while planning this activity.

Fun Activity For Dad ....Make Watermelon Popsicles (Chuski).

Ingredients.

- 1 glass watermelon juice
- 1/2 Lemon juice
- Sugar powder, (if required)

How to make Watermelon Popsicles (Chuski)

- Remove seeds from the watermelon and grind to extract its juice and sieve it.
- Add lemon juice to it and mix well.
- Add sugar powder (if required).
- Mix and pour in kulfi moulds.
- Freeze for at least 3 hours and it is ready.

Enjoy the mouthwatering chuski with your Dad and have fun!!

Let's Write

Write

Write two sentences about each picture.

.....
.....
.....
.....

.....
.....
.....
.....

.....
.....
.....
.....

.....
.....
.....
.....

Fact

When words are joined together they form a sentence.

Tell me who 🤔

Would you rather have a pet dog or a pet cat?

or

Explain why.

Happy Happy Happy 😍

Write about something that makes you happy.

Do animals feel happiness?
Write what you think makes them happy.

Write about something you did that made others happy.

LEARNING WITH FUN

NAMING WORDS (PUZZLE)

PUZZLE

Prancy is a naughty girl. Her mother has packed her bag for school. She has kept few things in her bag. But Prancy puts a few things more. Let us find what she has in her bag.

Across ⇨

1. Prancy writes daily.
2. She writes with it.
3. A picture of this night bird.
4. A picture of this animal.
5. A flower.

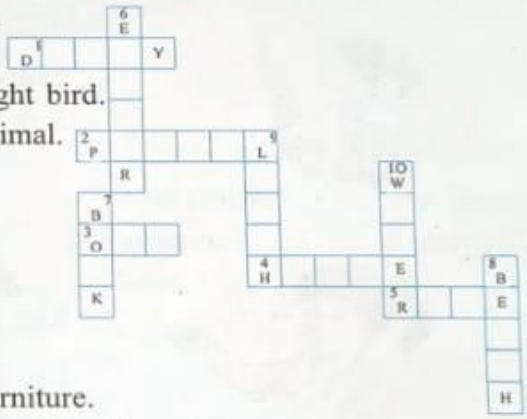

Down ⇩

6. She erases with it.
7. She reads it daily.
8. A picture of this furniture.
9. She shares it with her friends.
10. A bottle of

Prancy is the dearest relative of her mother.

D				H			R

चित्र में से संज्ञा शब्द ढूंढकर उनके वाक्य बनाओ -

वाक्य संरचना 😊

नीचे दिए शब्दों को क्रमानुसार लगाकर सही वाक्य बनाएँ।

1. लाए से आम बाजार पापा।

   पापा बाजार से आम लाए।

2. रीता थी कल गई पिकनिक।

3. बंदर जोर भागा से बहुत।

4. अमन है पढ़ता किताब।

5. दूध पिया ने राजू।

बताओ मैं कौन हूँ ? और मेरा चित्र बनाओ

क) पंख जैसे कान , लंबी नाक

गन्ना ,केला मेरी पसंद

मैं कौन हूँ ? _____

ख)

हरे पंखे वाली , लाल मेरी चोंच

मिर्ची अमरूद मेरी पसंद

मैं कौन हूँ ? _____

ग) आठ पावों वाला मैं

जाल जैसा मेरा घर

चींटी ,कीड़े मैं खाता

मैं कौन हूँ ? _____

घ)

जंगल का राजा हूँ मैं

मेरे लंबे नाखून हैं

मैं गुफा में रहता हूँ

मैं कौन हूँ ? _____

अपने पसंदीदा जानवर पर अनुच्छेद लिखो -

_____

_____

अगर हम न हों🙃

अगर ऐसा हो

- अगर धूप न हो तो क्या होगा?

  .....

  .....

- अगर हवा न हो तो क्या होगा?

  .....

  .....

- अगर पानी न हो तो क्या होगा?

  .....

  .....

- अगर पेड़-पौधे न हों तो क्या होगा?

  .....

  .....

कौन-सा बहाना

सूरज का अभी आने का मन नहीं है। वह बच्चों को क्या बहाने बनाकर मना करेगा?

आज .....

TELL ME POSITION 🤔

Ordinal Numbers

Q1 Observe the given figure carefully and answer the questions carefully:

A B C D E F

1 Which clown is at fifth position? .....

2 Clown C is at ..... position.

3 Clown A is at ..... position.

4 Which clown is at second position? .....

5 Clown F is at ..... position.

6 Clown D is between clown ..... and .....

Q2 In the word HONESTY write the position from your left.

1 E is the ..... letter.

2 Y is the ..... letter.

3 2nd letter is the .....

4 5th letter is the .....

MENTAL MATHS

1

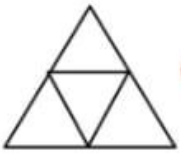

Count the number of triangles.

2 Find the missing figure-

.....

3 How many straight lines in rectangle ? .....

4 Circle has ..... vertices.

5 ..... has three sides.

6 Make greatest number using 1,5,3=

7 What comes just after 630=

8 Write number name for 542=.....

9 The greatest number of 4 digits .....

10 Count number of-

Horizontal lines

Vertical lines

Slanting lines

TICKLE YOUR MIND 😉

Mental Maths

1 7 x 4 = ☐

2 What comes before 90 = ☐

3 1st day of the week .....

4 3A 3B 3C ....

5 405 406 ..... 408 409

6 The smallest 3 digit number is .....

7 1 less than 66 .....

8 Write the numeral for Two hundred seventy .....

9 The place value of 5 in 456 is .....

10 6 hundreds + 4 tens = ...

11 25 + 7 = ☐

12 5 x ☐ = 25

13 A circle has ..... corners.

14 In the word FUN U is at ..... position .

15 Circle the odd one out

Even and Odd Numbers

Q1. Write down your roll number and birthdate. Evaluate whether they are even or odd (separately).

Q2 Pair the objects and find whether they are even or odd in numbers.

PhotoGrid

Fun With Numbers🤩

Time to Think 🤔

Body Parts Riddles

Read the sentences and complete with words from the Word bank.

feet	hands	stomach	chin
legs	thumb	eyes	shoulders

1. We have two of these. We used them for walking. We wear pants on them _____
2. We have two and we use them for clapping, writing, etc. We wear gloves on them. _____
3. We put our shoes on these. _____
4. A short thick finger. We put it up to show we like something. _____
5. This is where your food goes when you eat. _____
6. The part of the face under your mouth. _____
7. You use these to see things. _____
8. These connect your arms to your body. _____

Yummy Food

Choose the correct food and write

(soup, milkshake, coffee, sandwich, pancakes, pineapple, sweets)

1. This fruit is yellow inside and you can make juice from it. _____

2. Some people put milk and sugar in this hot drink. _____

3. You make this drink with milk and your favourite kind of fruit. _____

4. These are hot, thin and round. You can put lemon juice on them. _____

5. Most children and grown ups love eating these but they are bad for your teeth. _____

6. You make this with bread and you can put meat or salad inside. _____

7. You can eat or drink this from a bowl or from a cup. _____

Hello everyone 😀

Let me introduce myself

1. Hi, my name is _____.
2. I am ____ years old.
3. My birthday is on _____.
4. I am from _____.(country)
5. I live in _____.(city)
6. There are _____ people in my family.
7. There are _____.
8. My father is a/an _____.
9. My mother is a/an _____.
10. I am a student at _____.
11. My favorite subject is _____.
12. My favorite sport is _____.
13. I want to became a _____.
14. My hobby is _____.
15. My favorite food is _____.
16. My favorite drink is _____.
17. My favorite day of the week is _____.
18. I like _____ movies.
19. My favorite month is _____.
20. The most beautiful place in my country is _____.

https://whatistheurl.com

Try this 👍

My Ice Observation

Explore the vocabulary and science by observing changeable states using ice

Directions:

- First make some coloured ice by freezing some water coloured with drops of Roohafza.
- Once the ice is frozen ,take it out and put it on a small plate.
- Now look at the ice cubes and draw a picture of the ice in this FROZEN state in the first column.
- Leave the ice cube out for 15 -20 minutes.
- Now draw the picture of the partially melted ice in the second column.
- Talk to your parents about the changes you see like When the ice cube is bigger , Wetter or dryer ? When there is less water in the plate? Etc.
- Again leave partially melted ice for 10 to 15 minutes or until the ice cube vanishes properly.
- Now draw the picture of the fully melted ice or water in the third column.

Observation 1	Observation 2	Obsevation 3

HOLY CHILD PUBLIC SCHOOL
SECTOR-29, FARIDABAD

2021-22

FOR CLASS - III

Summer, Summer
Almost here,

Let's give summer
A big fat cheer!

Lots of fun
And no more fear,

Summer is the best
time of year.

All the best! Enjoy Your Summer Holidays

Holiday Homework Class-III (2021-22)

English

❖ Based on speaking skills:

In our country India, people speak many languages, but the most important thing is that any language when spoken should be spoken correctly. The two languages our children should be able to speak fluently are Hindi and English. To inculcate the habit of speaking English language, speak with your child in English. Also encourage your child to use some simple sentences (given below) in their daily conversation at home with their family members-

1. May I help you?
2. Can I lay the table?
3. Please give me some food to eat.
4. I am feeling hungry.
5. I am going to take bath.
6. Today I will clean my room.
7. Let me fill the water bottle.
8. Will you help me in my home work?
9. Can I get you a glass of water?
10. Can I watch the television?

Also use the magic words like please, sorry, thanks and excuse me.

❖ Based on Reading Skills:

Reading is the most fundamental skills a child should acquire. It helps to enhance your vocabulary. In other words, Reading is fun!
Read the following stories given according to your Roll Nos. from the story book 'Panorama' and make a puppet of your favourite character. Also write five qualities of that character.

Roll No. 1 to 10 Chapter-1 'The King and the Parrots'

Roll No. 11 to 20 Chapter-3 'The Story of Lord Ganesha'

Roll No. 21 to 30 Chapter-5 'Lost and Found'

Roll No. 31 to 43 Chapter-10 ' When the Boss came to Dinner'

❖ Based on Writing Skills:

As we all know, Father's Day is celebrated worldwide to honour fatherhood. Father's Day falls on the third Sunday of June. So, here is an activity for you to celebrate this day with your father in a special way.

Make a beautiful card. Decorate it nicely. Compose a poem on your father and write it inside the card. Give this card to your beloved father with a rose flower.

❖ **Practice Time!**

1. Do one page of cursive writing daily in your 'Cursive Writing book'. Emphasize on formations, neatness and punctuation.
2. Learn all the work done in book and notebook.
3. Prepare well for Periodic Test-1.

Hindi

क) सुलेख पुस्तक में एक सुलेख प्रतिदिन लिखें।

ख) कक्षा में अब तक किए गए कार्य का लिख कर अभ्यास करें।

ग) दिल्ली में स्थित गुड़ियाघर के बारे में इंटर्नेट को सहायता से जानें।
www.hindinest.com/bachpan/02853.htm

घ) पाँच जानवरों के चित्र लगाकर उनके बारे में तीन - तीन वाक्य लिखिए।

ङ) पेड़ का चित्र बना कर उसके भागों के नाम लिखिए तथा पेड़ों से होने वाले 5 लाभों को लिखिए।

(सभी कार्य A-4 शीट पर करने के बाद उसका एक फ़ोल्डर बना कर सुसज्जित करें)

Mathematics

1. Learn tables up to 15
2. Create a mandala design using various symmetric patterns.
3. Write down the numbers of any five vehicles(last 4 digits) you can see around and then mention their:
   (a) Number Name
   (b) Expanded Form
   (c) Increasing Order
   (d) Decreasing Order
   (e) Biggest Number
   (f) Smallest Number
4. Revise all the chapters done in class.

Science

1. R.No:**1 to 10**--- Make a decorative bird's nest using materials like small carton, cotton, wood pieces, twigs, etc. (Ref. Chapter 4)

2. R.No:**11 to 20**--- On 5th June **"World Environment Day"** is celebrated. Make an eco-friendly card using different shape, size dry leaves, grass, wood twigs, stems. Write catchy slogan also on it.

3. R.No:**21 to 30**—In A4 sheet draw and name measuring device that you would use to measure the following: (Ref. Chapter 15)
   - 1 kg Tomato: _____
   - Milk: _____
   - Time: _____
   - Temperature: _____
   - Measuring the cloth: ___

4. R.No:**31 onwards**—Make a 3D model of Food Pyramid.

   OR

   Prepare a model of Solar System.

- **<u>Compulsory for all:</u>** Bring the decorated pot with a sapling.

NOTE:

- Do your work neatly and in creative way.
- Compile all the work in a decorative folder.
- All the materials should be used from home.
- Revise **PT1 Syllabus:** Chapter- 1,2, 6



Social Science

1. On the physical map of India, mark and label the following physical divisions (Ref: ch-3).

a) Northern Mountains (brown colour)

b) Northern Plains (light green colour)

c) Desert (yellow)

d) Plateau (pink)

e) Coastal Plains (dark green colour)

2. Do the following activity according to your roll numbers (On A4 size sheet)

a) Paste or draw any one of the national festivals and write few lines on it. (Roll no. 1 to15)

b) Paste or draw any one of the religious festivals and write few lines on it. (Roll no. 16 to 30)

c) Paste or draw any one of the harvest festivals and write few lines on it (Roll no.31 to 43)

Instructions:-

1. Revise and learn all the lessons done till date.
2. Paste the above map in your fair notebook.



Computer

Draw or paste the diagram of different parts of computers like keyboard, mouse,monitor on A3 sheet.

Drawing

1. Creatively decorate a pen stand with best out of waste.
2. Design a beautiful paper bag.

HOLY CHILD PUBLIC SCHOOL

CLASS-4 Session-2021-22

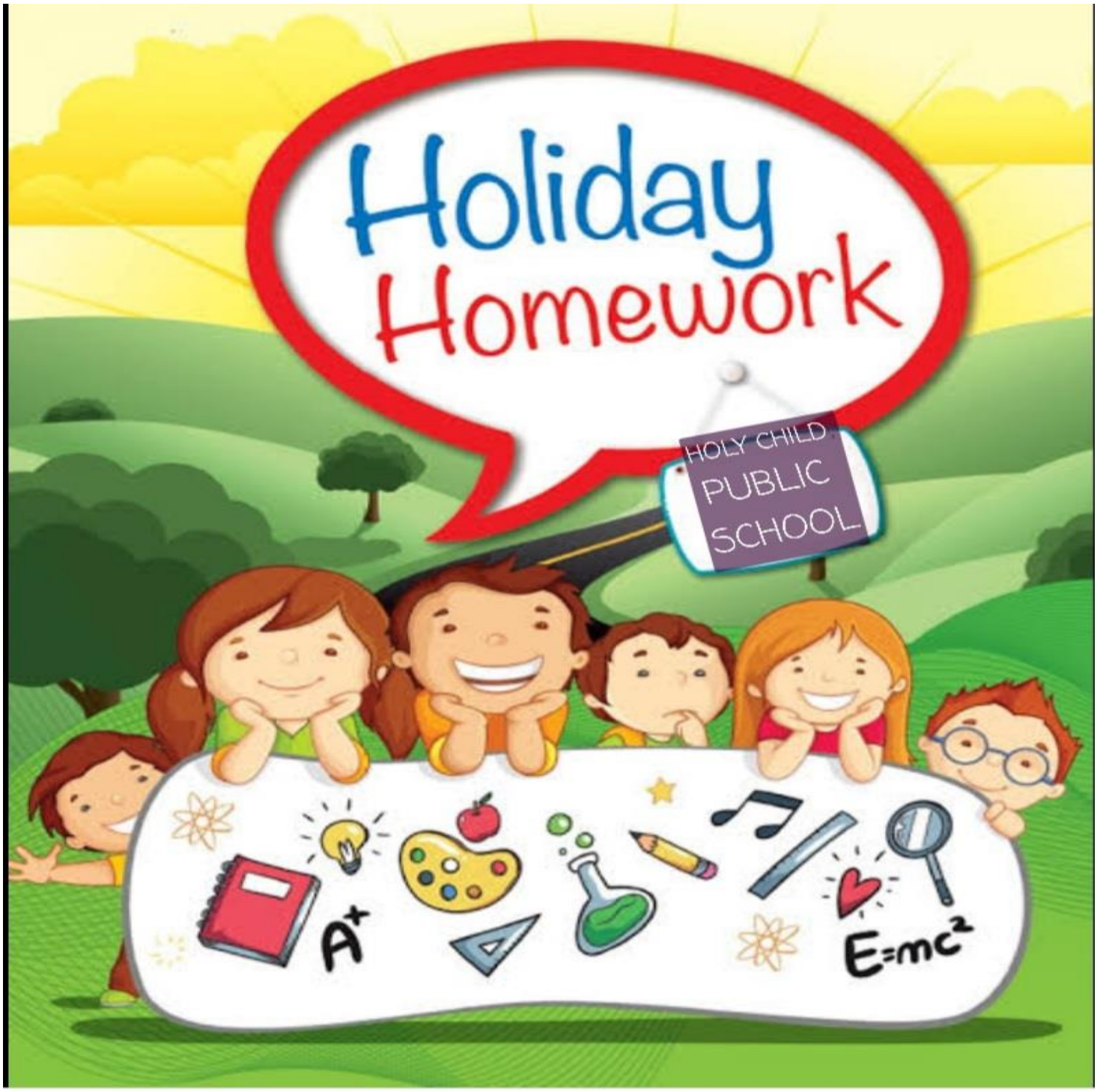

English

- Family Time: - Writing and Listening Skills

As the holidays are also a time for families to get together, you have to interview your family, create a family tree and collect stories about them(hobbies , liking , disliking , their childhood memories etc) .This will help you practice asking questions, to listen, and write the content in a logical manner.

- Panorama :- Reading Skill



Reading is the most fundamental skills a child should acquire. It helps to enhance your vocabulary. In other words, Reading is fun!

Read the following stories given according to your Roll Nos. from the story book 'Panorama' and do the following.

- Write five qualities of your favourite character.
- Make sentences of the difficult words given at the bottom of the chapter.

Chapter-2 'The Birth of Lord Krishna'	(Roll No. 1 to 10)
Chapter-5 'Tenali Raman and the Red Peacock'	(Roll No. 11 to 20)
Chapter-9 'The Lucky Bird'	(Roll No. 21 to 30)
Chapter-11 'The Pied Piper of Hamelin'	(Roll No. 31 to 43)

➢ Speaking Skills

Recite your favourite 'Lullaby' .

Record its audio and share it with your friends and relatives.

➢ Hand writing Skills

Daily do one page of 'Cursive Writing book'. Emphasize on formations, neatness and punctuation.

Note:

- The Holidays home work must be done in a very neat and presentable manner.
- Complete the work on A-4 size sheet.
- Learn all the work done in book and notebook.
- Prepare well for Periodic Test-1.

▪ <u>हिंदी ग्रीष्मावकाश कार्य</u>

1) कॉपी में करवाया गया कार्य याद करें।

2) संज्ञा शब्दों के पाँच चित्र एकत्रित करें व एक शीट पर चिपकाकर उनके भेद लिखिए ।

या

गर्मी के मौसम में आप पशु - पक्षियों के बचाव के लिए क्या -क्या करेंगे ?

या

चिड़ियाघर के बारे में जानकारी एकत्र करें व बताइए आपको कौन सा जानवर अच्छा लगा उस पर अनुच्छेद लिखिए।

ज्ञान सागर

1. पाठ 1 से 4 पढ़ें (पठित गद्यांश के लिए)

सुलेख पुस्तिका

1. सुंदर लेख लिखकर पृष्ठ 15 तक पूरा करें ।

MATHS

1. Show symmetry of any 5 objects through picture pasting in A4 size sheet.
2. Make a creative table booklet. Learn and write tables 2 to 15 in that booklet.
3. Revise all chapters of Pt-1 syllabus in your practice notebook.
4. Make the following project according to your roll numbers:
    - Model of wall clock (Roll Nos. 1 to 10)
    - Any 1 object of your choice (joker, train, etc) using different geometrical shapes. (Roll Nos. 11 to 20)
    - Beautiful scenery using both 2D and 3D shapes in A 4 size sheet. (Roll Nos. 21 to 30)
    - Any bird or animal of your choice using different geometrical shapes. (Roll Nos. – 31 onwards)

SCIENCE

Roll no 1 to 10 :
SAVE ENVIRONMENT!!
Make your own handmade sheet by recycling old newspaper or used notebook pages using the following link:

https://youtu.be/sHbk9UAAXGE

Roll no 11 to 20 : Make a model showing the process of photosynthesis in plants.

Roll no 21 to 30 : Make a 3-dimensional model of food pyramid.

OR

Observe the food you take in a week(Monday to Saturday) and prepare a table with the following headings:

DAY	NAME OF THE FOOD ITEM	NUTRIENT	FUNCTIONS
Monday	Rice	carbohydrates	energy
	Dal	proteins	growth

Roll no 31 onwards: Prepare a newspaper using A4 size papers with heading: <u>KIDS ZONE</u> which should have the following topics:

1) **'Quiz time' which should include 4 questions on chapter 1**
   EXAMPLE: Q The plants breathe through these
2) **'Crossword puzzle' based on chapter 6**
3) **'Who am I' which should include four questions on 'picture identification' based on chapter 2.**

<u>All the materials should be used from home and the work should be creative.</u>

<u>Social Science</u>

1. On the physical map of India, mark and label the following :-

a) The Western Coastal Plains

b) The Eastern Coastal Plains

c) The Andaman and Nicobar Islands

d) The Lakshadweep Islands

e) The Bay of Bengal

f) The Arabian sea

g) The Indian Ocean

2. Make a colourful collage on any one of the states of Northern Plains(Haryana ,Uttar Pradesh , West Bengal , Bihar , Punjab) and include the following- (on A3 size sheet)

***Food *Dress *Festivals *Crops * Dance * Tourist Spots**

3. Revise the syllabus of PT -1

Drawing

1. Creatively decorate a jhula with best out of waste .

2. Design a painting or a beautiful drawing in coffee painting medium.

Computer

Draw diagram of computer system on A4 sheet.

HOLIDAY HOMEWORK
CLASS -5 (2021~22)

ENGLISH

- **Based on Reading skills -**
- **Read lessons 1,2and 4of Panorama to enhance your reading skills and find five words from each page Write their meanings in your pocket dictionary.**
- **Based on Listening skills -**
- **Listen to the English documentary shown on National Geographic Channel daily and learn new words .**

- **Creative writing skills-**
- **Stand in your balcony and observe the different things and sounds . Write about them in your practice notebook at least twice a week .**
- **Write a biography of Dhyan Chand in your own words in 100words .**
- **Make a collage on A3 sheet based on the games and countries participating in the upcoming Olympic Games.**
- **Make a chart on A3sheet of Nouns or Adjectives .**
- **You are Mona/Mohit a resident of Andheri East Mumbai .Write a letter to your cousin Richa sharing with her about the innovative ideas of spending summer vacations during this pandemic.**
- **Based on speaking skills -**
- **Compose a short poem on yourself and recite it loudly in front of the mirror or your parents . You can also recite poems in your Mulberry books .**
- **Learning skills -**
- **Learn each and every thing done in your fair notebook and practice it in your Practice notebook(P.T-1syllabus).**

- **Practice the assignment also .**
- **Practice one page of cursive writing daily in your cursive writing book.**

<u>हिंदी</u>

ग्रीष्मावकाश गृह कार्य
कक्षा- पाँचवीं
विषय - हिंदी
कुमुदिनी -
पाठ- 1,2,3,4, (शद्ब -अर्थ,प्रश्न -उत्तर सहित संपूर्ण पाठों को लिखकर याद कीजिए ।

ज्ञान सागर
पाठ 1 से 5 पढ़े (पठित गदयांश के लिए)
व्याकरण-
पाठ-1,2, ,विलोम शद्ब और पर्यायवाची शद्ब याद करके लिखिए।
#ऊपर दिए गए कार्य को याद करके एक अलग कॉपी में लिखिए।
 # क्रियाकलाप-
क . पेड़ों की कटाई रोकने के लिए आप क्या करोगे।इस विषय पर कुछ पंक्तियाँ लिखिए।

ख. आपका आदर्श व्यक्ति कौन है और क्यों ? इस विषय पर अपने विचार लिखिए।

MATHS

Learn and write tables from 2 to 20

→ Revise PT 1 syllabus in a separate notebook

→ Paste any 2 bills on A3 size sheet and write the following information

- **Name & location of the shopkeeper**
- **Bill Number and Date**
- **Particulars of items purchased**
- **Unit price and quantity of the items**
- **Total Money paid to the shopkeeper**
- **Signature of the shopkeeper**
- **Customer details**

→ Make the following projects according to your Roll No.'s

Roll No.'s	Projects
1 to 12	Make a wall hanging using polygons.
13 to 24	Paste 5 historical monuments on A 4 size sheet and draw their line of symmetry.
25 to 36	Paste the pictures / labels of 4 important medicines used to boost immunity and write their prices in roman numerals.
37 onwards	Prepare a number game on A4 size sheet.

SCIENCE

(1)Make a model of all types of movable joints using clay,pipes,straws etc.

(For Roll no.1-10)

(2) During COVID-19 lockdown you must have noticed that only essential items are bought by you and your family. List down at least 10 essential food items and their nutritional value. Also categories them into different food groups by using A4 size sheets. (For Roll no. 11-20)

3) Find out information and pictures of migration in animals including birds, terrestrial animals, aquatic animals and insects. Make a project report on it by using A4 size sheets. (At least 10 animals must be included). (For Roll no. 21- 30)

4) Prepare a model of Solar eclipse or Lunar eclipse. (For Roll no. 31- 40)

5) Prepare a model of Pulley or Windmill. Mention the usage of device (For Roll no.41 onwards)

>>COMPULSORY FOR ALL<<

- **Germinate a plant from seeds, put it in a decorative pot and take care of it for growing well.**
- **Prepare a homemade sanitizer using natural herbs (eg. AloeVera, Neem, Tulsi etc.) *No chemicals such as alcohol is to be used.***
- **Revise syllabus of PT-1 thoroughly.**

- ***All the materials should be used from home and the work should be creative.***

Social Science

Note: Social science homework given is to be arranged in a proper folder

Q1 Learn and revise the syllabus of PT 1

Q2 On the political map of India mark all the states.

Q3 Projects according to the roll number

a) 1 to 11- With the help of the globe and maps, find out the latitude and longitude of the following cities

- **Delhi**
- **New York**
- **Moscow**
- **Beijing**
- **Kabul**
- **Tokyo**
- **London**

b) 11 to 20- Draw a sketch of your school showing important features such as Principal's office ,playground ,classrooms ,staff room ,canteen etc.

c) 21 to 30 - Draw a diagram of Earth. Mark, label and shade all the three Heat zones .Mark important lines of latitudes.

d) 30 onwards - Study the weather report of your town /city from newspaper, daily .Collect data for the month .Draw conclusions.

संस्कृत

- पाठ्यक्रम में दिए गए पाठों को याद करें ।
- पाँच पशुओं के नाम संस्कृत में लिखिए व उनके चित्र (A-4 sheet पर) चिपकाइए।
- धातु अस् लिख् पठ् को A-4 sheet पर लिखिए ।

COMPUTER

- **Make a PowerPoint Presentation on different generations of computer.**

DRAWING

- **Design a beautiful mini dustbin with available craft material at your home. {Best out of waste}.**
- **Make a colourful and vibrant madhubani painting, in any medium.**

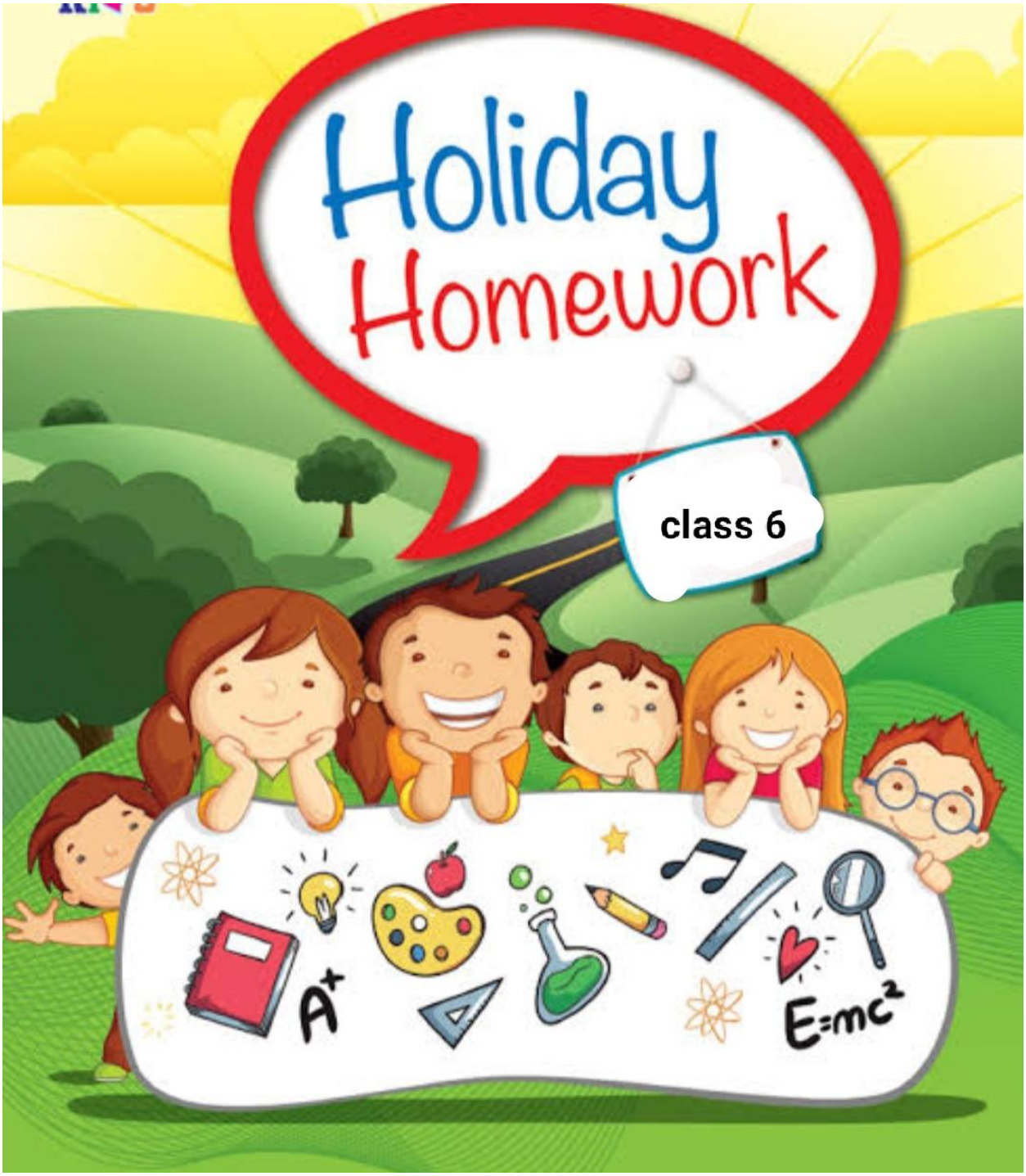
Holiday
Homework
class 6
A+
E=mc²

When the Sun is shining I can do anything; no mountain is too high, no trouble too difficult to overcome." - Willma Rudolph

Dear Parents

Greeting from Holy Child Public School, Faridabad

The much – awaited summer vacation is knocking at the door! The Very thoughts of summer vacation include images of time for relaxation to escape the heat, pursuing of leisure activities and indulging in good quality time with friends and family

There are plenty of productive ways that your ward can spend the vacation which can be fun, relaxing and helpful for his/her education or career. We wish to imbibe in our students the willingness to spend their summer vacation well; making optimum utilization of time, following their heart's passion and also at the same time enhancing their academic knowledge.

For reminders for students :

- **Meditate and do simple yoga exercises.**
- **Water the plants and feed the birds.**
- **Don't watch too much of television.**
- **Wash your hands frequently using soap and water for at least 20 sec.**
- **Inculcate positive hygienic practices like washing hands thoroughly, using hand sanitizers, personal hygiene and avoiding any sort of social gathering especially while playing with other children.**
- **Don't forget to take nutritious diet with plenty of water.**
- **Avoid crowded places and try to remain indoor as much as possible.**

Holy child public school

SESSION-2021-22

Holidays Homework

Class -6

English

- **Story writing (80-100 words)**

  Based on the following moral (any two)

  - **God helps those who help themselves**
  - **Time and tide wait for none**
  - **Unity is strength**

- **What do you do to protect yourself from Corona disease during vacations. Write 10 lines about this.**

- **Read any story book and write 20 new words from it, find out their meanings and opposites. Also use them in meaningful sentences**

- **Prepare your own magazine which includes:**

  - **A self composed poem**
  - **An imaginative story**

- **Slogan/quote to show love for your motherland**

motherland

Revise the work done during Online Classes

Note: Compile Holiday Homework in beautiful handmade folder.

HINDI

1. प्रथम सत्र पाठ्यक्रम याद करें।

2. प्रथम सत्र का संपूर्ण शब्द भंडार याद करके लिखिए।

3. हिंदी कविता A-3 शीट पर चित्र बनाकर लिखें

रोल नंबर

1 से 10. ग्रीष्म ऋतु

11 से 20. वर्षा ऋतु

21 से 30. शरद् ऋतु

31 से 45. देशभक्ति

MATHEMATICS

Project work

Rollno. 1-11 **Make a model of a geometric city using 2D- 3D shapes.**

(Art integrated project)

Rollno. 12-22 Make a model of a bird using different fractions.

(Art integrated project)

Rollno. 23-33 Make a collage of different types of triangles

a) **On the basis of sides**
b) **On the basis of angles**

(Art integrated project)

Roll no. 34 onwards **Make a magazine which includes geometrical portfolio**

a) **Different tools used in geometry**
b) **Study to find perimeter & area of different polygons .**
(Art integrated project)

***Do check your progress of the chapters done in class .**

***Learn tables from 2 to 20**

SCIENCE

- Make a model of Rain water harvesting by using cardboard, plastic cup, disposable material, pipes etc.**(For roll no.1-10)**
- Prepare a working model of Pinhole camera. **(For roll no.11- 20)**
- Yoga and exercise are the important part of life. It relieves us and makes us more immune and give us strength to fight with health issues and mental problems as well. Make a poster of different 'Asana' by using **A3 size sheet** and write about them briefly. You can also paste your own pictures of 'yoga posture' **(For roll no.21- 30)**
- Make a model showing photosynthesis in plants. **(For roll no. 31-40)**

- Prepare a power point presentation on the topic of adaptation in plants and animals.**(For roll no.41 onwards)**

 # COMPULSORY FOR ALL #

COVID- 19 is the infectious disease caused by the most recently discovered corona virus. We are under lockdown due to this pandemic**.**
Let's Pen this Pandemic.
Prepare a report on **'Food items- The Immunity Booster** with the help of given clues. (use A4 size sheets)

- Vitamin C -Fruits
- Natural herbs -Protein rich diet…. etc

Support your views by pasting pictures also.

SOCIAL SCIENCE

1. **Drawn important latitudes and longitudes in world map.**
2. **Make a collage or poster on topic -Diversity**
3. **Write a short note on topic unity in diversity.**
4. **Complete your notebooks and learn the completed syllabus.**

SANSKRIT

1) प्रथम सत्र का संपूर्ण पाठ्यक्रम लिखकर याद कीजिए।

2) सुभाषितानि श्लोका :पर आधारित श्लोक संख्या एक व दो अर्थ सहित कक्षा कार्य कॉपी में लिखिए तथा याद कीजिए।

3) संस्कृत सूक्ति पृष्ठ संख्या 152, सूक्ति अर्थ सहित A3 शीट पर लिखिए।

रोल नंबर 1 से 10 सूक्ति संख्या (1-4)

रोल नंबर 11 से 20 (5-8)

रोल नंबर 21 से 30 (9-12)

रोल नंबर 31 से 40 (13-16)

रोल नंबर 41-45 (17-20)

Computer

Application of computer in the field of:

a) **Advertisement**
b) **Science & Technology**
c) **Art & Culture**
d) **Games & Sports**
e) **Hospitals**

Choose any 2 topics and write about it in Ms word and paste the pictures related to the topic.

OR

Create a collage of different yoga asanas that will help to reduce stress during the quarantine using either MS word or Ms paint.

Drawing

1. Design any Doodle art of your own choice in any medium.

2. Make a beautiful paper bag with available material at your home.

HOLIDAYS HOMEWORK

CLASS - 7th
SESSION 2021-22



“When the Sun is shining I can do anything; no mountain is too high, no trouble too difficult to overcome.” - Willma Rudolph

Dear Parents

Greeting from Holy Child Public School, Faridabad

The much – awaited summer vacation is knocking at the door! The Very thoughts of summer vacation include images of time for relaxation to escape the heat, pursuing of leisure activities and indulging in good quality time with friends and family

There are plenty of productive ways that your ward can spend the vacation which can be fun, relaxing and helpful for his/her education or career. We wish to imbibe in our students the willingness to spend their summer vacation well; making optimum utilization of time, following their heart’s passion and also at the same time enhancing their academic knowledge.

For reminders for students :

- **Meditate and do simple yoga exercises.**
- **Water the plants and feed the birds.**
- **Don’t watch too much of television.**
- **Wash your hands frequently using soap and water for at least 20 sec.**
- **Inculcate positive hygienic practices like washing hands thoroughly, using hand sanitizers, personal hygiene and avoiding any sort of social gathering especially while playing with other children.**
- **Don’t forget to take nutritious diet with plenty of water.**
- **Avoid crowded places and try to remain indoor as much as possible.**

Conora virus can happen to anyone so its really important to maintain good health overall. That way, when it hits you, you have an immune system that is strong enough to fight the virus.

ENGLISH

1. **Spending time with loved ones is a blessing in disguise. Capture these moments in the form of Diary entry. Share your feelings by writing few pages of your diary.**
2. **Choose any one story from the given options, read it, and write the summary in your own words in about 70-80 words. (The books are also available online)**

i) The Blue Umbrella (by Ruskin Bond)

ii) Black Beauty (by Anna Swell)

iii) Great Expectations (by Charles Dickens)

Then attempt the following questions based on your reading.

a) Who is your favourite character and why?

b) Which part of the story do you like the most and why?

c) What values do you learn from the story?

3. Nature is full of colour, sound and wonder, writes a beautiful poem on your interaction with nature.

4. Revise all the work done during online classes.

NOTE: COMPILE THE ABOVE WORK IN A BEAUTIFUL

संस्कृत

1) संस्कृत प्रथम सत्र पाठ्यक्रम याद कीजिए।

2) विलोम शब्द 1-15

पर्यायवाची (1-8) पृष्ठ संख्या 123 व 124, तुमुन् प्रत्यय आदि का लिखित अभ्यास करें।

3) रामायण पुस्तक पर आधारित संस्कृत में कोई 3 श्लोक अर्थ सहित लिखिए

रोल नंबर 1 से 10 बालकांड

11 से 20 अयोध्या कांड

21 से 30 सुंदरकांड

31 से 45 अरण्यकांड

हिंदी

1) प्रथम सत्र पाठ्यक्रम याद कीजिए।

2) कोरोना महामारी पर अपने विचार अपनी कक्षा पुस्तिका में प्रकट कीजिए।

3) प्रथम सत्र के संपूर्ण शब्द भंडार याद करके अपनी कक्षा पुस्तिका में लिखिए।

4) क) समय का सदुपयोग विषय पर दो प्रेरक कविताएं लिखिए। (अनुक्रमांक 1 से 10)

ख) देशभक्ति विषय पर दो कविताएं लिखिए (अनुक्रमांक 11 से 20)

ग) वर्षा ऋतु पर मन को झंकार देने वाली दो कविताएं लिखिए (अनु क्रमांक 21 से 30)

घ) पानी बचाने के प्रति लोगों को जागरूक करने के लिए a4 साइज शीट पर कुछ सूक्तियां आकर्षक तरीके से लिखिए

(अनुक्रमांक 31 से 45)

SOCIAL SCIENCE

1. **Make a poster on Major Domains of the Earth**
2. **How did Mughal Court signifies Equal Justice to All Gather information about it and write in your fair note book too. (Based on L-5 His)**
3. **Get information about Temple Construction in early 11th century (Refer to Page. no 62 His.)**
4. **Make a well labelled poster on 3 layers of Earth**
5. **Complete notebooks and learn the completed portion.**

MATHS

1. **Practice 'check your progress' of chapters done in class in separate note book.**
2. **Learn square table from 2 to 20.**
3. **Prepare an art integrated project on following topics according to roll no.**

Roll no.	Topic
1-10	Fractions and Decimals
11-20	Types of angles
21-30	Solid shapes
31-40	Math square machines
41 onwards	Perimeter and area of plane figures

SCIENCE

R.NO. 1 to 10

- **Study and prepare an innovative model to represent digestive system of Human beings using pencil, charcoal, Water colour, crayon, oil colours**

And gouache, acrylic colour and other unconventional sources of colours Or any other suitable material and display it in decorative box.

- **During this corona virus Pandemic it is compulsory to wear a mask. Write the benefits of wearing a mask and of washing your hands Regularly. Imagine and draw a picture of corona virus and colour it. Write a message on it.**

R. No. 11 to 20

- **Study and prepare an innovative model to represent permanent set of Teeth using pencil, charcoal, Water colour, crayon, oil colours and Gouache, acrylic colour and other unconventional sources of colours or Any other suitable material and display it in decorative box.**

- **During this corona virus Pandemic it is compulsory to wear a mask. Write The benefits of wearing a mask and of washing your hands regularly. Imagine and draw a picture of corona virus and colour it. Write a Message on it.**

R.NO. 21 to 31

- **Study and prepare an innovative model to represent nutrition in Amoeba using pencil, charcoal, Water colour, crayon, oil colours and Gouache, acrylic colour and other unconventional sources of colours or Any other suitable material and display it in decorative box.**

- **During this corona virus Pandemic it is compulsory to wear a mask. Write the benefits of wearing a mask and of washing your hands regularly. Imagine and draw a picture of corona virus and colour it. Write a message on it.**

R. No. 31 ONWARDS

- **Study and prepare an innovative model to represent digestive system of ruminants using pencil, charcoal, Water colour, crayon, oil colours and gouache, acrylic colour and other unconventional sources of colours or any other suitable material and display it in decorative box.**

- **During this corona virus Pandemic it is compulsory to wear a mask. Write the benefits of wearing a mask and of washing your hands regularly. Imagine and draw a picture of corona virus and colour it. Write a message on it.**

NOTE -

- **learn the syllabus covered in class for PT-1.**
- **Is advised to use biodegradable materials available at home for your holidays homework.**
- **Keep indoor plants in your house for getting more Oxygen.**
- **Appeal to your friends and family members to plant a tree.**
- **Click a picture of yourself by holding your work in your hands by mentioning your name and roll no. on it for sending it to your respective science teacher after summer vacations.**

COMPUTER

Make an attracttive Power point Presentation including pictures and different animations on the topic 'Cyber Safety'.

OR

Create a flowchart depicting the difference between 'The Human Virus' and 'Computer Virus'.

DRAWING

1. **Beautifully design any flower pot available at your home with best out of waste.**

2. **Make a creative warli painting with your imagination.**

STAY HOME STAY SAFE

HOLIDAY HOMEWORK (2021-22)
CLASS-VIII

English

Art activity
1-Roll no 1 to 15
Draw posters on art and culture of Telangana state.
2-Roll no 16 to 30
Draw posters on language of Telangana
3-Roll no 31 to 40
Draw posters on famous monuments of Telangana

To be done in fair notebook
1-Make a diary entry on new things you learnt during Holidays.
2-Read good books and write about the book you liked the most and why.
3-Write a letter to your grandparents informing them about the pandemic and the preventive measures they should take to keep themselves safe.

Learn the syllabus of PT one
Practice Comprehension Exercises and Grammar in BBC

ग्रीष्मावकाश गृह कार्य
कक्षा आठवीं
विषय हिंदी
1) प्रथम सत्र का संपूर्ण पाठ्यक्रम याद कीजिए।
2) कोरोना काल में ऑनलाइन पढ़ाई किस तरह से बच्चों के विकास में सहायक सिद्ध हुई इस विषय पर अपने विचार व्यक्त कीजिए।
3) प्रथम सत्र पाठ्यक्रम के संपूर्ण शब्द भंडार याद करके अपनी कक्षा पुस्तिका में लिखिए।
4)कर्म ही पूजा है ।इस विषय को आकर्षक तरीके से चार्ट पेपर पर उकेरते हुए एक अनुच्छेद लिखिए।

MATHS HOLIDAY HOMEWORK

1. Do check your progress of Ch-1 and Ch-2 in a separate notebook.

2.Revise syllabus of PT-1.
3.Make project or model roll number wise:
Roll no. 1-11 - On properties of addition of rational numbers.
Roll no. 12-22 - On properties of multiplication of rational numbers .
Roll no. 23-33 - Laws of exponents.
Roll no. 34 onwards Note down number of Covid cases in any five states and write those numbers in standard form.

SUBJECT-SCIENCE

ROLL NO.-1-10

- Gather information about traditional handmade agricultural tools. Prepare models of these traditional tools using clay, wooden stick or any other suitable material and display them in a decorative box.

- Collect information about the 'Covid-19' ,its spread, incubation period, prevention , cure and prepare a brochure or a foldable information bulletin in a creative and innovative way.

ROLL NO.-11-20

- Prepare models of different shapes of bacteria using clay or any other suitable material and display them in a decorative box.

- Collect information about the 'Covid-19' ,its spread, incubation period, prevention , cure and prepare a brochure or a foldable information bulletin in a creative and innovative way.

ROLL NO. 21-30

- Prepare models of different viruses using clay or any other suitable material and display them in a decorative box.
- Collect information about the 'Covid-19' ,its spread, incubation period, prevention , cure and prepare a brochure or a foldable information bulletin in a creative and innovative way.

ROLL NO.31 ONWARDS-

- Prepare models of different protozoans using clay or any other suitable material and display them in a decorative box.

- Collect information about the 'Covid-19' ,its spread, incubation period, prevention , cure and prepare a brochure or a foldable information bulletin in a creative and innovative way.

NOTE- learn all the topics done in the class for periodic test 1.

Prefer to use biodegradable and materials available at home for your home work.

Get a picture of yourself holding your creative work in your hand and don't forget to mention your name and roll no on it to be send to your respective science teacher after summer vacation.

Stay healthy and Enjoy learning

Social Science

1. Features of mural painting

*by taking the information from "Changing word of the visual arts"from the history book

* moral paintings and their historical background

*different types of moral paintings

* students can make posters, painting and the collage of moral paintings with information in very decorative manner

2. " cities under colonial rule "

*in this students can make posters, collage of pictures ,the construction during the colonial period with information about historical background of the buildings .

* students will complete the copy work.

* learn also PT1 syllabus

ग्रीष्मावकाश गृहकार्य

कक्षा – अष्टमी

विषय – संस्कृत

1. प्रथम सत्र का पढ़ाया हुआ पाठ्यक्रम याद करें।
2. शब्दरूप व धातु रूप याद करके लिखें।
3. पाँच ऐतिहासिक लोगों के चित्र लगाकर या बनाकर उनके विषय में कुछ वाक्य संस्कृत में लिखें। (ए 4 शीट पर या कॉपी में)
4. पाठ 1, 2 , 4 के स्वमूल्यांकनम् एवम् मूल्यपरक प्रश्ना: करे।
5. पेज 17 की वर्गपहेली करें।

COMPUTER

Class 3: Draw or paste the diagram of different parts of computers like keyboard, mouse, monitor on A3 sheet.

Class 4: Draw diagram of computer system on A4 sheet.

Class 5: Make a PowerPoint Presentation on different generations of computer.

Class 6: Application of computer in the field of:

a) Advertisement
b) Science & Technology
c) Art & Culture
d) Games & Sports
e) Hospitals

Choose any 2 topics and write about it in Ms word and paste the pictures related to the topic.

OR

Create a collage of different yoga asanas that will help to reduce stress during the quarantine using either MS word or Ms paint.

Class 7: Make an attractive Powerpoint Presentation including poctures and different animations on the topic ‘Cyber Safety’.

OR

Create a flowchart depicting the difference between ‘The Human Virus’ and ‘Computer Virus’.

Class 8: Present scenario of Artificial Intelligence in India. Suggest the future innovations in Artificial Intelligence. Design a website page on the above topic. It should include pictures and should be attractive.

OR

Create an online picture album with their holiday pictures. Write a few sentences under each picture as well.